

Appendix G – Additional Uniform Regulations³

1. **Uniform Regulations.** Young Marines are authorized to wear appropriately modified versions of the Marine Corps uniform. The National Executive Director issues the modifications designed to clearly identify the wearer as a member of the YM. The Young Marines uniform is worn during drills (meetings) or other authorized Young Marines activities as determined by the Unit Commander.
2. **Young Marine Uniform.** The official uniform in the Young Marines program for youth is the woodland pattern camouflage blouse, trousers, khaki web belt, black boots, cover, and white crew-neck T-shirt as shown in Figure 8-a. The camouflage uniform can only be modified as in Figure 8-b. Either the red National T-shirt or the unit T-shirt can be substituted for the white T-shirt at the unit level. This is the only modification that can be made at the Unit Commander's discretion. No other modifications or deviations are authorized such as shooting badges, jump wings, lanyards, or other uniforms such as the digital uniform. The unit may designate a Physical Training (PT) uniform consisting of shorts, T-shirt, white socks, and athletic shoes, as in Figure 8-c. A sweatshirt and pants may be added for cold weather. The Service "A" (Alphas) Figure 8-E and 8-F, Service "B" (Bravos) Figure 8-G and 8-H and Service "C" (Charlies) Figure 8-I and 8-J uniforms may be worn by Young Marines on special occasions such as parades and birthday balls. Service A, B or C uniforms are gender specific. Collar devices for the Service A blouse are the Young Marines Disc Insignia collar devices. Rank insignia is to be worn on the Khaki Shirt. The Young Marines Disc Insignia is used on the cover for the service A, B and C uniforms only. Young Marines do not travel in any uniform. Young Marines should always travel in civilian attire with the red National T-shirt, except for SLS and ALS Graduates who may travel in appropriate civilian attire with a YM red polo shirt. The Service A, B, and C uniforms are optional; however, they may be required for selected National events.
 - a. Young Marines ranked Private through Lance Corporal must wear the woodland pattern camouflage uniform.
 - b. Young Marines ranked Corporal or higher are authorized to wear Service "B" and "C" uniforms.
 - c. Young Marines ranked Staff Sergeant or higher are authorized to wear Service "A" uniforms.

³ Extracted from Chapter 8 of the Adult Volunteer Manual.

Official Camouflage
Uniform
(Figure 8-a)



Modified Camouflage
Uniform
(Figure 8-b)



PT Uniform
(Figure 8-c)



Service "A" (Alpha)
Uniform Male
(Fig. 8-e)



Service "A" (Alpha)
Uniform Female
(Fig. 8-f)



Service "B" (Bravo)
Uniform Male
(Fig. 8-g)



Service “B” (Bravo)
Uniform Female
(Fig. 8-h)



Service “C” (Charlie)
Uniform Male
(Fig. 8-i)



Service “C” (Charlie)
Uniform Female
(Fig. 8-j)



Note: Females may wear either the trousers or the skirt with the Alpha, Bravo, and Charlie Uniforms.

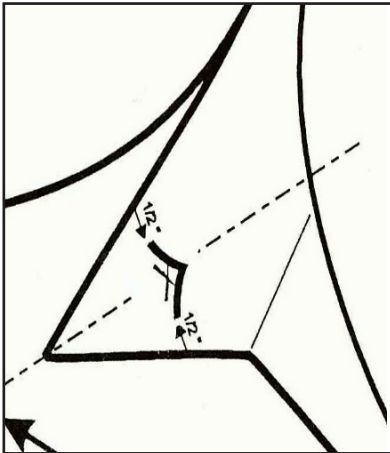
3. **Care and Wear of the Uniform.** The Young Marine is responsible for keeping their uniform clean and neatly pressed at all times. The parts of the uniform are:
 - a. **Cover.** The woodland-style authorized camouflage utility cap is worn with the authorized woodland-style camouflage uniform. The cover will be machine or hand laundered in warm water. It may be starched or sized but may not be bleached. The authorized cover comes with the ironed on Marine Corps emblem and is authorized by all personnel. Adults and Young Marines do not wear rank or any other device on their covers. When indoors, covers will not be worn with the exception of ceremonial purposes (color guard, inspection, graduations, etc.)
 - b. **Camouflage Blouse.** Worn with Young Marines olive drab breast pocket patch centered above the left breast pocket, flush to the pocket seam and flush to the edge of the pocket, (see Figure 8-k). The Young Marine shoulder patch is worn on the wearer's left sleeve with the unit designation arc centered above the patch, flushed on the shoulder seam, (see Figure 8-l). The shoulder patch should not be ironed or creased. The blouse will be machine or hand laundered in warm water. It may be starched



Front blouse patches and ribbons
(Figure 8-k)



Left shoulder patches
(Figure 8-l)



Chevron Placement Diagram
(Figure 8-m)



Sleeves

or sized but may not be bleached. Young Marine of the Year (YMOY) rocker is to be worn on wearer's left sleeve centered below the Young Marine shoulder patch.

- c. **Sleeves.** The policy within the Young Marines is one of health and safety. The Unit Commander (UC) will decide if the sleeves should be rolled up or not depending on factors such as weather and training. The simple rule of thumb is if it is hot, roll them up. If it is cold, roll them down. There will be times during selected training when it will be logical to roll sleeves down during warm weather. For example, performing map and compass in the field may require sleeves to be down to protect against ticks, other insects, scrapes and scratches. There may also be times during cold weather when the UC may want sleeves rolled up for the purpose of presenta-

tion. For example, presenting the colors prior to a banquet which would be indoors and having sleeves up may give a better appearance. In all events, the safety and wellbeing of the Young Marine comes first.


- c. **Nametape.** An olive drab nametape is worn centered over the right pocket, flush to the pocket seam and flush to the edges of the pocket.

- d. **Ribbons.** Ribbons are worn the lowest row of ribbons is 1/8-inch above the left breast pocket patch and centered. Ribbons are worn in the order of precedence as established in the Young Marines Awards Manual. They are preferably worn in rows of three, (see Figure 8-k). However, they may also be worn in rows of four. Ribbons that become soiled or faded should be replaced. On female coats/blouses with horizontal pockets, ribbons will be worn as prescribed above. On female khaki shirts and coats without the faux pocket, the bottom of the ribbon bar is worn centered and even between the first and second buttons on the dress uniform.


- e. **Additional Awards and Devices.** The Distinguished Order of Merit (DOM) will be worn as follows: the subdued patch of the badge will be permanently affixed to the right breast pocket of the official Young Marines woodland style camouflage uniform. On female khaki shirts and coats without the faux pocket, the Gold Badge will be placed even with or up to two inches above the first visible button and centered so they are in about the same position as when worn on the coat. For males, the Gold Badge will be placed centered 1/8" above right breast pocket. It can also be worn on a blazer or displayed as in a shadow box. The Presidential Service Volunteer Award may be worn centered on the left breast pocket flap. For the female blouse where there are no pockets, the award will be worn 1/2 inch below the lowest row of ribbons and centered. Only the senior Presidential Service Volunteer Award awarded may be worn.



- f. **Shoulder Cord.** The Shoulder Cord will be worn by the National and Division Young Marines of the Year. The National Shoulder Cord is gold and Division Shoulder Cord is blue. The Shoulder Cord will be worn on the right shoulder of the Dress Uniform or attached with a small khaki button to match the shirt.



g. **Chevrons.** Rank insignia are worn on both collars of the camouflage blouse, khaki shirt, or field jacket. They are placed vertically with the single point up and center of the insignia on a line bisecting the angle of the point of the collar. The lower outside edges of the chevron are placed $\frac{1}{2}$ inch from the edge of the collar (See Figure 8n).



Edge of the collar
(Figure 8n)

h. **White T-shirts.** Will be worn with the camouflage uniform. Unit Commanders should pay particular attention to times when the camouflage blouse is removed to expose the white t-shirt. In order to protect the dignity of our female members, the camouflage blouse should never be removed if participating in events where water is involved i.e., water tag, working parties, inclement weather, etc. During these type events, the white t-shirt can become transparent, potentially leading to unnecessary embarrassment. The unit T-shirt or the red National T-shirt may be substituted by the Unit Commander for such events.

i. **Camouflage Trousers.** Worn with straight or pouch pockets. Nametapes will be sewn over the right rear pocket of the trousers, centered and flush over the top seam (see Figure 8-o). The trouser will be machine or hand laundered in warm water. It may be starched or sized but may not be bleached.



Right rear trouser
pocket patch
(Figure 8o)

j. **Khaki Web Belt.** Worn with the Marine Corps style brass or anodized buckle and tip. The length of belt slack should be 2-4 inches.

k. **Boots.** The Young Marine-unique brush out black boot will be worn with the Young Marine uniform. This boot does not require polishing but will be kept clean and free of dirt by brushing. For those who choose the standard black leather, black hot weather tropical (jungle) boots, or the old-style black boots (with eyelet lacing), polishing with a high shine on the toes and heels will be maintained whenever possible. Black or green socks will be worn with the boots.

l. **Unit or Special T-Shirts.** Each unit is authorized to have a unit T-shirt with the unit name and logo imprinted on the shirt. Colors may vary. These T-shirts may be part of each Young Marines PT uniform. They may also be worn for activities and functions where the camouflage uniform is inappropriate, for example, car washes, certain

community service projects, etc. The unit T-shirt or the red National T-shirt may also be worn under the camouflage uniform on the unit level if the Unit Commander desires. All Young Marines are expected to keep themselves clean and well-groomed whether in uniform or not.

4. **Uniform Marking.** All uniforms items and items used on Young Marine activities must be marked with the Young Marine's last and first name with a permanent black laundry marker. The listed items below must be marked in the following manner:
 - a. Web Belt- on inside only, upside down near the buckle end
 - b. Cover- inside on the sweatband
 - c. Blouse- inside, centered on the neckband
 - d. Skivvies- inside the waistband
 - e. Gloves- inside at the wrist
 - f. Necktie- on the inside of the neck loop
 - g. Dress Shirts and Undershirts- inside, centered on the neckband
 - h. Shoes/Boots- inside near the top
 - i. Socks- outside on top of the foot
 - j. Sweater- stamped on manufacturing label or use marking tape/label sewed on inside the back of sweater, below the neckband, with thread to match the sweater
 - k. Trousers; Skirts; Slacks- upside down, inside the wearer's left front waistband
 - l. PT Shorts- upside down, inside the wearer's left front waistband
 - m. Bag, Duffel- on the outside of the bottom of the bag
 - n. Coats- inside, centered on the neckband
 - o. Neck tabs- inside, centered on the neckband

5. **Responsibility for the Uniform.** Follow these rules to help safeguard uniform:
 - a. Don't leave uniform unattended.
 - b. Mark name in every item of clothing.
 - c. Promptly replace damaged, worn, or poorly fitting uniform.


6. **Grooming and Personal Appearance Standards.** Young Marines shall adhere to the following standards:
 - a. **Male Young Marines.**
 - 1) **Hair Length.** Hair will be neat and closely trimmed. The hair may be clipped at the edges of the side and back and will be evenly graduated all the way around the head (blended or faded and not edged as an outline) from zero length at the hairline in the lower portion of the head to the upper portion of the head. Hair will not be over three inches in length fully extended (an extended hair, not the style, determines proper length) on the upper portion of the head. The bulk of the hair shall not exceed approximately two inches. Bulk is defined as the distance that the mass of hair protrudes from the scalp when styled. The back and sides of the head below the hairline may be shaved to remove body hair.
 - 2) Sideburns will not extend below the top of the orifice of the ear, as indicated by the line A-A' in figures 2-11 and 2-12. Sideburns will not be styled to taper, flare or come to a point. The length of an individual hair of the sideburn will not exceed 1/8 inch when fully extended.
 - 3) No male Young Marine will be required to have his entire hair length clipped to the scalp except when such action is prescribed by a medical officer. This does not prohibit a male Young Marine from having his hair clipped (or shaved) to the scalp if he so desires.
 - 4) **Hair Style.** Head hair will be styled so as not to interfere with the proper wear of uniform headgear. Hair, which protrudes from beneath properly worn headgear in an unsightly manner, is considered excessive, regardless of length. Male hair styles will conform to the natural shape of the head without eccentric directional flow, twists or spiking. One (cut, clipped or shaved) natural, narrow, fore and aft off centered part (placed no further

than the outer corner of the eye and will not extend down the back of the head) is authorized. The following hair style types are considered eccentric and are not authorized (this list is not all inclusive):

- a) hair styling which include single patches of hair on the top of the head (not consistent with natural hair loss);
- b) hair styled to run as a strip down the center of the scalp (i.e. "Mohawk" fashion);
- c) hair styled to leave an unusually large open (bald) area on the top of the head (not consistent with natural hair loss); and
- d) hair styles which include the etching of letters, signs or figures, not considered natural in appearance. Braiding of the hair is not authorized for male Young Marines. When used, hair gel/mousse should provide a conservative, natural appearance.

5) Hair Color. If applied, dyes, tints, bleaches and frostings, which result in natural colors, are authorized. The hair color must complement the person's complexion tone. Color changes that detract from a professional image are prohibited.

6) Beards are unauthorized. However, mustaches and sideburns may be worn, permitting they conform to current Young Marine grooming standards. When worn, the mustache will be neatly trimmed and must not extend beyond the length of the upper lip. The individual length of a mustache hair fully extended must not exceed 1/2 inch. Except for a mustache, sideburns, eyebrows, and eyelashes; hair may be grown on the face only when a medical officer has determined that shaving is temporarily harmful to the individual Young Marine's health. Sideburns will not extend below the top of the orifice of the ear. Sideburns will not be styled to taper or flare. The length of an individual hair of the sideburn will not exceed 1/8 inch when fully extended.



7) The only jewelry permitted is watches, Red Cord, medical items, religious medallions, class or Young Marines ring. All jewelry will be removed for physical training.

b. Female Young Marines.

1) Grooming.

a) Hair Regulations. The requirement for hair regulations is to maintain uniformity within a military population. Female Young Marine hairstyles require non- eccentric and non-faddish styles, maintaining a conservative, professional appearance. For the purpose of these regulations, women's hairstyles will be organized into three basic categories; short length, medium length, and long hair.

(1) Hair Length.

(a) Short Hair Length. Short hair is defined as hair length that extends no more than one inch from the scalp. Bangs, if worn, may not fall into the line of sight, may not interfere with the wear of all headgear, and when worn with headgear must lie neatly against the head. The width of the bangs may extend to the hair-line at the temple.

(b) Medium Hair Length. Medium hair is defined as hair that does not extend beyond the collar's lower edge (in all uniforms) and extends more than one (1) inch from the scalp. Medium hair may fall naturally in uniform and is not required to be secured. When worn loose, graduated hair styles are acceptable, but the

length, from the front to the back, may not exceed one-inch difference in length, from the front to the back. The regulations for the wear of bangs detailed above are relevant. No portion of the bulk of the hair as measured from the scalp will exceed approximately two inches.

(c) **Long Hair.** Long hair is defined as hair that extends beyond the collar's lower edge. Long hair will be neatly and inconspicuously fastened or pinned, except that bangs may be worn. The regulations for the wear of bangs detailed above are relevant. No portion of the bulk of the hair, as measured from the scalp, will exceed approximately two inches (except a bun, which may extend a maximum of three inches from the scalp) and no wider than the width of the head.

(2) **Hairstyles.** Faddish and exaggerated styles to include shaved portions of the scalp other than the neckline, designs cut in the hair, unsecured ponytails and unbalanced or lopsided hairstyles are prohibited. Hair will be styled so as not to interfere with the proper wear of all uniform headgear. All headgear will fit snugly and comfortably around the largest part of the head without distortion or excessive gaps. When headgear is worn, hair should not protrude at distinct angles from under the edges. Hairstyles, which do not allow the headgear to be worn in this manner, are prohibited.

Examples of hairstyles considered to be faddish or exaggerated and thus not authorized for wear in uniform are (this list is not all-inclusive); locks and twists (not including French rolls/twists), hair sculpting (eccentric directional flow, twists, texture or spiking), buns or braids with loose hair extending at the end, multiple braids that do not start at the top of the head, hair styles with severe angles, and loose unsecured hair (not to include bangs) when medium/long hair is worn up.

(a) **Braids.** Medium and long hair may be braided. Multiple braiding (defined as more than two braids) is authorized. When worn, multiple braids shall be of uniform dimension, small in diameter (approx. ¼ inch), show no more than 1/8 of an inch of scalp between the braids and must be tightly interwoven to present a neat, professional, well-groomed appearance. Foreign material (i.e., beads, decorative items) shall not be braided into the hair. Braids must continue to the end of the hair in one direc-

tion, in a straight line, and can be worn loose per medium hair length guidelines or secured to the head in the same manner as described for medium or long length hair styles. Ends shall be secured only with inconspicuous rubber bands. If multiple braids are worn they must encompass the whole head.

(b) **Hair Extensions.** Hair extensions are authorized for medium and long hair only. Extensions must have the same general appearance as the individual's natural hair.

(c) **Wigs.** Wigs, if worn in uniform, must look natural and conform to the above regulations.

(3) **Physical Training (PT).** Short length hair may be worn down for organized PT, except when considered a safety hazard. Long/ medium hair must be secured. Pony tails are authorized. When hair-securing devices are worn (i.e., small pony tail holders...), they must be consistent with the hair color.

(4) Examples of hair accessories not authorized for securing hair for PT or in uniform are; barrettes, scrunchies, bows, ribbons, alligator clips, hair nets.

(a) **Hair Accessories,** except in PT situations, inconspicuous hairpins and bobby pins, rubber bands if required, are authorized. Hairnets will not be worn unless authorized for a specific type of duty such as, while serving food.

(b) Hair will be styled so as not to interfere with the proper wear of the uniform headgear. All headgear will fit snugly and comfortably around the largest part of the head without distortion or excessive gaps. Hairstyles, which do not allow the headgear to be worn in this manner, are prohibited.



(5) The hallmark of a female Young Marine is a neat and squared away hairstyle that compliments the individual YM and stays within regulations. The styles chosen for demonstration give basic instruction on the most common styles suitable for most hair types. It is understood that every YM's hair length, texture and volume are different and might have to work individually with some Young Marines to find a style that works best. Pictures of products and items commonly used and where to get them is included. This IS NOT a recommendation or endorsement to purchase any of these products; they are a guide to help YMs create a lasting style if wearing their hair in this manner is not something they have done before. YMs may choose whatever products they like and whatever style suits them to best meet regulations and not be eccentric.

Exhibit 1: Product Suggestions



- (1) Hair gel/smoothing cream (any brand or product that will reduce flyaways)
- (2) Fine/Medium tooth comb-bristle brush for smoothing
- (3) Hair ties (need to match YM's hair color)
- (4) Form made from sock or foam donut if sock bun style is chosen (Dollar Store, CVS, and Walmart, Sally's Beauty Supply or most major retailers. They can be purchased for between 1-4 dollars. They also come in different sizes and colors so purchase based on hair length/color)
- (5) Bobby pins are smaller and work well for fine hair and can be found at any major retailer. For thick hair, hair pins work best. They are harder to find but Sally's Beauty Supply or any beauty supply retailer should carry them.
- (6) Hair spray/Freeze spray. Different brands all work well. This is a freeze spray or a very heavy hold hair spray. Sally's or any beauty supply place will carry this item. It runs about nine dollars and one can will last a very long time. This locks in style and prevents fly-away hair.

Exhibit 2: How to do the "Sock bun"



- (1) Hair should first be brushed thoroughly. A mister or gel may be used to wet hair prior to brushing.
- (2) Apply gel type product liberally and use a fine or medium tooth comb to get all bumps out. This will result in a neat, wet slicked back look.
- (3) Secure hair into a low pony tail with hair ties the color of YM's hair. Use foam/sock donut (they come in small and large sizes, use size appropriate for the length of hair) and pull low pony tail through the donut. Make sure at this point the donut is low enough so it will not interfere with the wearing of YM cover.

- (4) Fan hair out neatly around the donut and secure with a second hair tie. This will present nice neat bun in the center with excess hair sticking out around the bun.
- (5) Start at any point and twist excess hair around the bun, keep twisting and pinning until all hair is twisted around base of the bun in a ropelike fashion. Bobby pin frequently to ensure there are no flyaways. Spray with freeze spray to lock in the style and make sure all wisps are secure.

Exhibit 3: How to make a donut from a sock



- (1) Cut the toe area off the sock.
- (2) Roll sock outward from the toe end toward the elastic end until a donut shape is formed.

Exhibit 4: How to do the French braid



- (1) Starting at the top French braid hair down center of head and secure with hair tie at very end. Tuck tail of braid at the base of the head making sure it is tucked high enough to not touch the lower end of the collar.
- (2) Two French braids down each side of the head with the ends tucked or gathered at the base also is acceptable and not considered eccentric. Example in picture above. This works well for very thick, long hair.

Exhibit 5: How to do the low braid

- (1) Start braid low and secure ends with hair tie.
- (2) Roll up bottom of braid and tuck under.
- (3) Secure with bobby pins and make sure folded braid does not extend past the lower edge of the collar.



These styles and products are only suggestions. If there are any questions, please reach out to any female staff member or Unit Commander. Our Young Marines “YouTube” page has many hair tutorials for reference.

- b) **Cosmetics.** Cosmetics are authorized for wear in uniform if permitted by the parent or legal guardian. It shall be applied conservatively and must complement the individual's complexion and skin tone. The completed look should be a natural one. Cosmetics with a sparkle/glitter or similar finish are not authorized for wear (to include in the hair). Exaggerated or faddish cosmetic styles are considered inappropriate and shall not be tolerated. Excessive make-up (example: over drawn eyeliner) that detracts from the professional look of a Young Marine will be asked to be removed upon UC discretion.
- c) **Nails.** Fingernails will be kept clean and neatly trimmed so as not to interfere with performance of duty, detract from military image or present a safety hazard. Nail Length will be no longer than ¼-inch from the tip of the finger. Clear nail polish is the only authorized nail polish color authorized in any Young Marine uniform. Acrylics and press on nails are not authorized in uniform.
- d) **Jewelry.** The only jewelry permitted is watches, stud earrings, Red Cords, medical items, religious medallions, class or Young Marines ring. All jewelry will be removed for physical training activities. Small, polished gold or silver ball earrings, not to exceed six millimeters (about 1/4 inch) in diameter, may be worn with any uniform. When worn, earrings will fit tightly against, and will not extend below, the earlobe. Only one earring will be worn on or in each earlobe in the lowest hole. Gauges are not authorized.

7. **Standards for Optional Young Marine Uniforms.**

- a. **An excerpt from Marine Corps Uniform Regulations.** Any individual wearing the Marine Corps uniform or variation of, is expected to reflect the high personal appearance standards and Esprit de Corps that all Marines in uniform represent. To this end, particular attention will be paid not only to the correct and military wear of uniform components, but also to the individual's personal and physical appearance. All personnel exercising the privilege of wearing the Marine Corps service uniform will comply fully with Marine Corps grooming standards.
- b. **Young Marines Service Uniforms.** All Young Marines Service Uniforms are optional; however, they may be required for selected national events. Young Marines are au-

thorized to wear Young Marine modified equivalent uniforms of U. S. Marine Corps Alpha, Bravo, and Charlie uniforms as described below. There is no Young Marines version of the U.S. Marine Corps Dress Blues Uniform or its variants. The Dress Blue Uniform or any variation of this uniform is not authorized for wear by Young Marines.

a. **Service “A” (Alphas).** This uniform is appropriate for formal and semi-formal occasions. The Young Marine must be a Staff Sergeant or higher to be authorized to wear the Service “A” uniform.

1) Garrison Cover with the Young Marines Disc Insignia, a solid gold colored anodized brass emblem depicting the Young Marine logo, placed over the insignia slot located on the left side of the cover.

2) Service Coat with the Young Marine shoulder patch worn on the left sleeve with the unit designation arc centered above the patch on the shoulder seam. Young Marines shall wear the Disc Insignia, a solid gold colored anodized brass emblem depicting the Young Marines logo on the collars over each insignia slot.



3) Khaki long sleeve shirt with rank insignia on each collar. Females may wear both the long or short sleeve khaki shirt and green neck tab with this uniform. Female khaki shirts will be worn outside the skirt/slacks. The sleeves of the khaki shirts will be creased and lapels roll-pressed; however, shirts will not be pressed with military creases.

4) Khaki Tie and gold-plated or anodized tie clasp. The tie clasp may not exceed ¼- inch in length. Young Marines are authorized to wear the USMC Enlisted tie clasps as part of the Young Marine Service uniform. They can also use the Young Marine tie clasp found on the Vanguard website. Females will wear the green service neck tab when the long sleeve khaki shirt is worn with the service “A”/”B” uniforms and when the short sleeve shirt is worn with the service “A” uniform. Neck tab will be worn with service “C” uniform or when the service sweater is worn.

- 5) Trousers. Service and dress trousers will be full cut, straight hanging, zipper fly front, and without cuffs. Trousers will provide relaxed fit and will be long enough to break slightly over the shoe in front and to reach the juncture of the welt of the shoe in the rear. A variation of 1/4 inch above/below the welt is acceptable. Hems will be from two inches to three inches wide. Trousers will be pressed to present a smooth vertical crease at about the center front and rear of each leg. The crease will extend from the bottom of the hem to about two inches above the trouser crotch.
- a) Skirts will be of conventional length and sweep appropriate to the appearance of the uniform and the individual. Service skirts will be from one inch above the kneecap to one inch below the kneecap. Skirts will have a hem or facing from two inches to three inches wide and the seams will be pressed open and flat. Skirts may be worn as part of the service "A," "B," or "C" uniform. Regulation Heels (see regulations below) are the only shoe authorized with the skirt. No exceptions.
- b) Slacks will be long enough to break slightly over the shoe in front and to reach the juncture of the welt of the shoe in the rear. A variation of 1/2 inch above the welt is acceptable. The hem on the slacks will be from two inches to three inches wide. Slacks will be pressed to present a smooth vertical crease at about the center front and rear of each leg. The crease will extend from the bottom of the hem to about two inches above the crotch. Slacks may be worn as part of the service "A," "B," or "C" uniform. For females, heels are not permitted in the slacks. Dress shoes, as listed in section seven, must be worn. No exceptions.
- 6) Males will wear black dress socks with all service and dress uniforms. Females may wear black socks when slacks are worn. Females will wear full-length nylon hose with service uniform skirts. Dark hose or black socks will be worn with slacks. Hose should harmonize with the natural skin tone of the individual. Hose with seams, designs, pronounced open-work mesh, or fancy heels are not authorized. Snag-proof, run-resistant hose of an inconspicuous mesh may be worn.
- 7) Black dress shoes must be approved for wear by the Unit Commander prior to purchase. The shoes shall be of synthetic semi-gloss or high gloss (patent) finish. Shoes consisting of double/platform soles or heels or metal heel or toe plates are prohibited. Females shall wear patent black pumps of conservative cut with closed toes and heel without ornamental stitching or seams while

wearing the service uniform skirt only; female black dress shoes, in accordance with the dress shoe regulations above, will be worn with the service uniform pants only. Heels will measure from 1-1/2 inches to 2-1/2 inches in height. The base of the heel will measure from 3/8 by 3/8 inch to 1-1/4 by 1-1/2 inches. Black pumps will be smooth leather or synthetic leather. Any elastic binding around the throat of the pump will match the color of the shoe.

d. **Service “B” (Bravos).** This uniform is prescribed for formations, parades or ceremonies in temperate climates from November through March. This uniform should not be worn for formal or semi-formal social events. It is the same as the Alpha uniform except that the service coat is not worn, and the long sleeve khaki shirt must have the Young Marine shoulder patch worn on the left sleeve with the unit designation arc centered above the patch on the shoulder seam. The Young Marine must be a YM/ Corporal or higher to wear the Service “B” uniform.

e. **Service “C” (Charlies).** This uniform is prescribed for formations, parades or ceremonies in temperate climates from April through October. This uniform is authorized year-round in consistently warm climates and the tropics. It is the same as the Service “B” except that the long sleeve khaki shirt and tie or green neck tab is replaced by the short sleeve khaki shirt. The short sleeve khaki shirt must have the Young Marine shoulder patch worn on the left sleeve with the unit designation arc centered above the patch on the shoulder seam. The Young Marine must be a YM/ Corporal or higher to wear the Service “C” uniform.

8. **Other Optional Uniform Items.**

a. **Service Sweater (woolly pully).** May be worn at the individual's option as a component of the Service Bravo or Charlie uniforms. May also be worn under the camouflage uniform.

b. **Tanker Jacket.** May be worn at the individual's option as a component of the Service Bravo or Charlie uniforms. When worn the jacket will be zipped at least to the top (i.e., the highest point) of the external slash pockets. When worn with the sweater, the sleeves and the waistband of the sweater will be rolled up or under to ensure they do not extend below the jacket's sleeves/waistband. The tanker jacket will not be worn with nametapes. However, the Young Marines shoulder patch and Unit arc should be worn below the wearer's left shoulder seam. Plastic or metal chevrons are to be worn on the shoulder straps. The single point will be inboard and placed so that it is an equal distance from the front and rear edges of the shoulder straps with the lowest point of the insignia's outer edge 3/4 inch from the armhole seam.

- c. Field Jacket. Is intended for wear with the utility uniform. When issued, it should be the principal outer garment worn with utilities. The wearing of nametapes on the field jacket will be at the discretion of the Unit Commander. However, the Young Marine shoulder patch and Unit arc should be worn below the left shoulder seam. The camouflage Gortex field jacket is also authorized for wear. When wearing the Gortex field jacket the Young Marine shoulder patch and Unit arc should be worn below the left shoulder seam.
 - d. All Weather Coat (AWC). The AWC may be worn with the Service or Camouflage uniforms. It may be worn with or without the liner at the individual's option. Plastic or metal chevrons are to be worn vertically, on each side of the collar with the single point up and the center of the insignia on a line bisecting the angle of the point of the collar. The lower outside edge of the insignia will be equally spaced 1/2 inch from both sides of the collar. The AWC will not be worn with nametapes. However, the Young Marine shoulder patch and unit arc should be worn below the left shoulder seam.
 - e. Scarf. Young Marines may wear the green wool scarf when the AWC, Tanker Jacket, or Field Jacket is worn with the Service or Utility uniform. When worn, the scarf will overlap to form a "V" at the base of the throat, hiding the garment beneath.
 - f. Gloves. Young Marines may wear or carry black leather, vinyl, cloth or knit gloves with the Service or Camouflage Utility uniform.
 - g. Red Cord. Young Marines are authorized to wear the Red Cord bracelet on their wrist in accordance with drug demand reduction efforts while in any Young Marine uniform.
9. The use of chewing gum, chewing tobacco, cigarettes; hands in pockets; or the consumption of food or beverage while walking in uniform or while in formation, are examples of activities that detract from an appropriate military presence. However, good judgment will govern the application of this policy in the field environment.

10. **Tattoo Policy.**

Tattoos or brands on the head and neck are prohibited.

Tattoos or brands that are prejudicial to good order, discipline and morale, or are of a nature to bring discredit upon the Young Marines are also prohibited. "Prejudicial to good

order, discipline and morale or are of a nature to bring discredit to the Young Marines” may include, but are not limited to, any tattoo that is sexist, racist, vulgar, anti-American, antisocial, gang related, or extremist group or organization related.